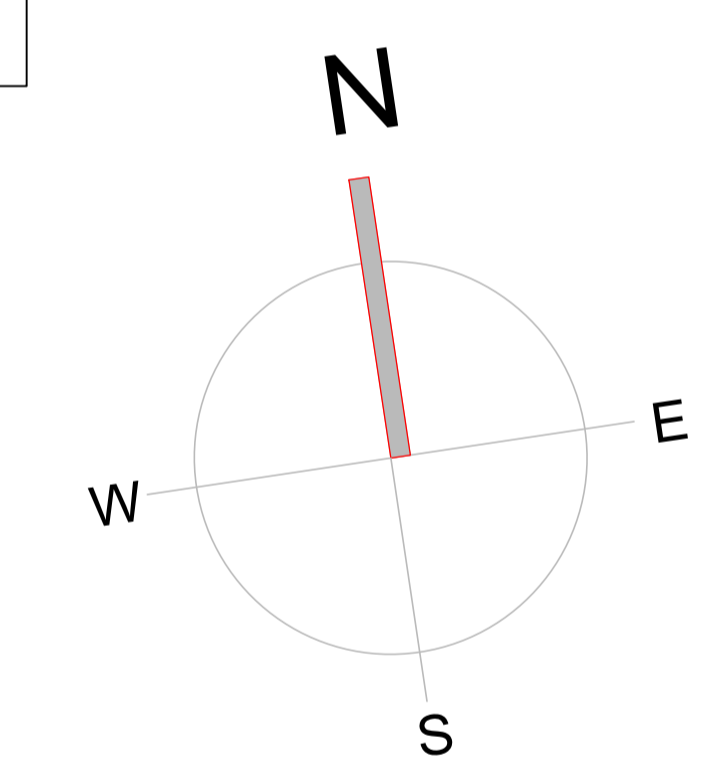
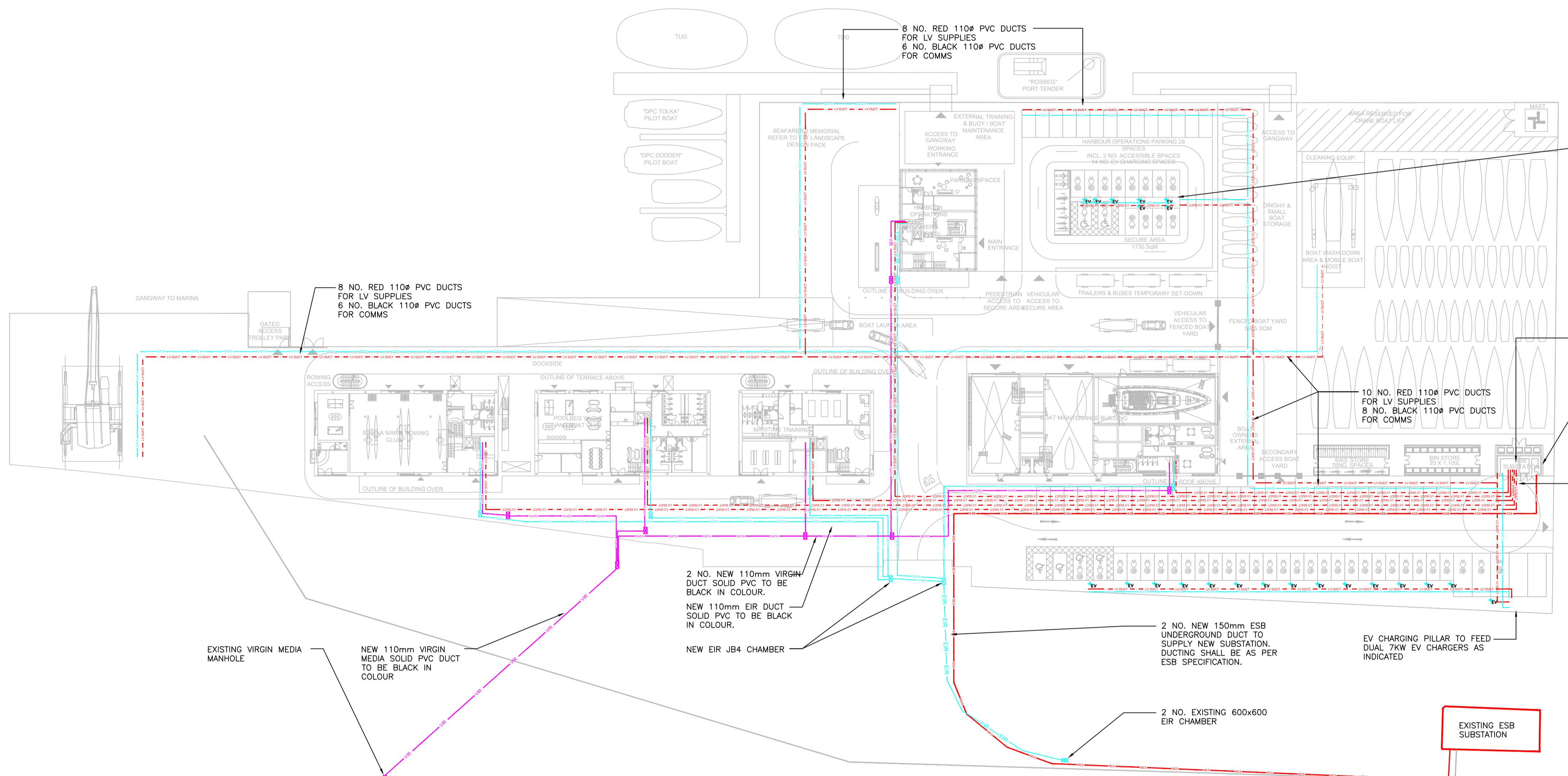


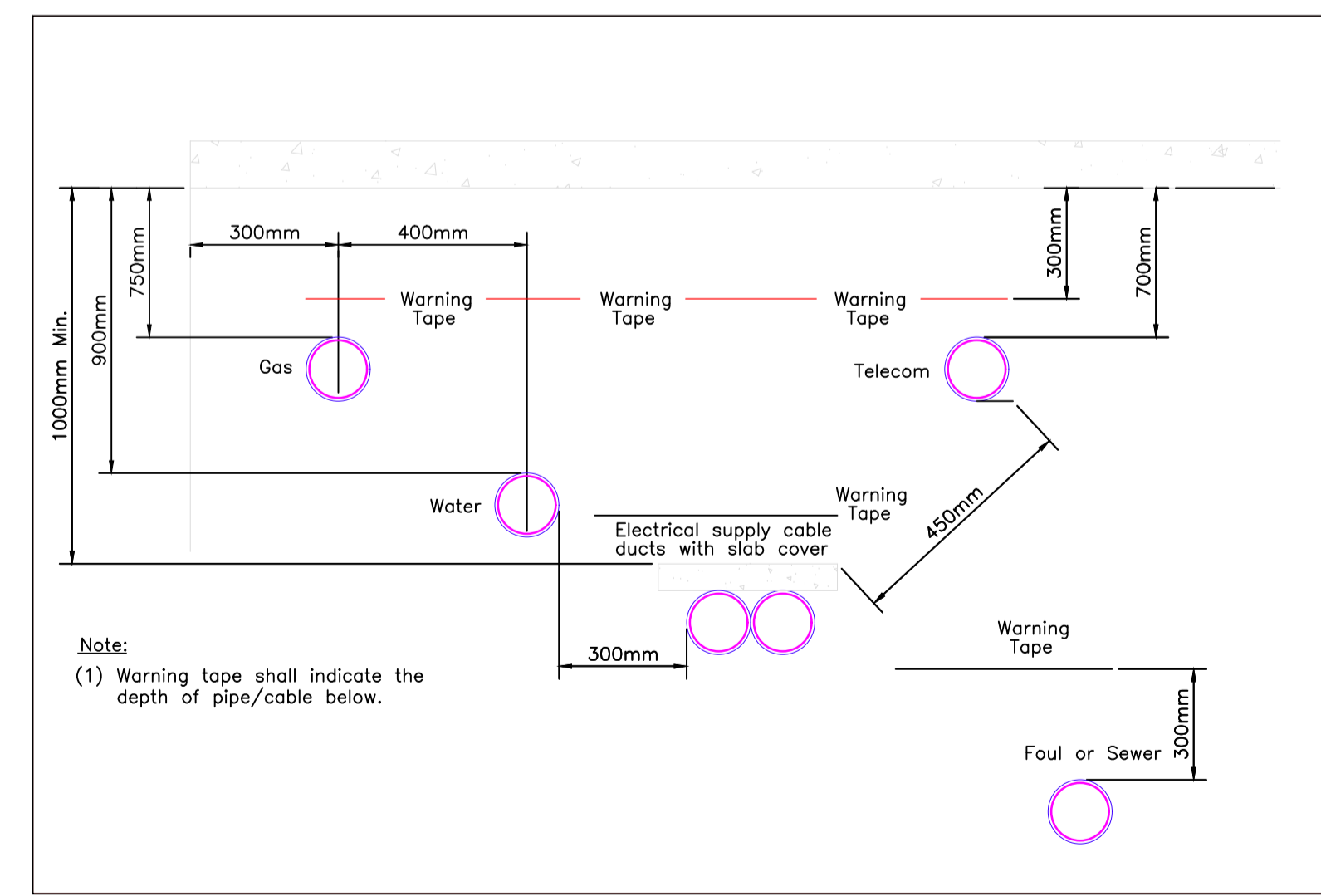
NOTES:

1. THIS DRAWING SHALL BE READ IN CONJUNCTION WITH ALL OTHER RELEVANT DRAWINGS & CONTRACT DOCUMENTS.
2. THE INSTALLATION SHALL BE COMPLETED IN ACCORDANCE WITH IS 10101, ESB NETWORKS NATIONAL CODE OF PRACTICE & LOCAL AUTHORITY REQUIREMENTS.
3. THE INSTALLATION SHALL BE COMPLETED IN ACCORDANCE WITH IS 10101 AND THE ESB NETWORKS NATIONAL CODE OF PRACTICE.
4. THE MECHANICAL & ELECTRICAL CONTRACTORS SHALL BE RESPONSIBLE FOR THE CO-ORDINATION OF ALL UNDERGROUND SERVICES IN CONJUNCTION WITH THE MAIN CONTRACTOR.
5. THE CONTRACTOR IS TO ALLOW FOR THE SUPPLY AND INSTALLATION OF ACCESS CHAMBERS ON DUCTING IN ACCORDANCE WITH ESB SPECIFICATION.
6. WIDE RADIUS & GENTLY SWEEPING BENDS TO BE USED ON DUCTING SET IN CONCRETE IN ACCORDANCE WITH ESB SPECIFICATION.
7. ALL ESB DUCTING TO BE LOCATED IN FOOTPATHS & SOFT LANDSCAPING.
8. ACCESS CHAMBERS SHALL BE INSTALLED ON DUCTING AS REQUIRED AT CHANGES IN DIRECTION & ON DUCT RUNS IN EXCESS OF 35m.
9. A MINIMUM COVER OF 600mm SHALL BE PROVIDED TO DUCTING IN GRASS MARGINS WITH A MINIMUM COVER OF 750mm PROVIDED AT ROAD CROSSINGS.
10. AT ALL TIMES THE CONTRACTOR IS TO BE AWARE OF THE PRESENCE OF EXISTING UNDERGROUND SERVICES IN THE VICINITY OF THE SITE.
11. THE CONTRACTOR SHALL SUPPLY AND INSTALL STRONG CONTINUOUS 10mm POLYPROPYLENE DRAW ROPE FREE OF KNOTS AND SECURE AT BOTH ENDS IN EACH DUCT.
12. THE CONTRACTOR SHALL ENSURE THAT EACH SERVICE DUCT IS LAID IN THE PUBLIC FOOTWAY, PASSES ONLY THROUGH THE HOUSE OWNER'S PROPERTY AND CROSSES ONLY THE HOUSE OWNER'S DRIVEWAY FROM THE FOOTPATH TO THE METER CABINET POSITION.
13. ALL EIR DUCTING TO BE LOCATED IN FOOTPATHS & SOFT LANDSCAPING.
14. THIS DRAWING SHALL BE IN COMPLIANCE WITH "BUILDERS SPECIFICATION FOR EIR'S TELECOMS INFRASTRUCTURE REQUIREMENTS" DOCUMENT.
15. ALL JOINT BOXES ARE TO BE BUILT CLEAR OF DRIVEWAYS & OUTSIDE OWNER BOUNDARIES.
16. ALL SERVICE DUCTS ENTERING JOINT BOX ARE TO HAVE MINIMUM BENDS & PULL LENGTHS.
17. SERVICE DUCTS ARE NOT TO BE CUT. DUCTS TO BE LEFT COILED FOR CONTINUOUS RUN TO THE EXTERNAL TERMINATION UNIT OR INTERNAL TERMINATION POINT.
18. ANY SUBSEQUENT CHANGES TO THIS DRAWING LAYOUT ARE TO BE COMMUNICATED TO EIR TO FACILITATE TELECOMS INFRASTRUCTURE DESIGN CHANGES.
19. STANDARD DEPTHS AT WHICH DUCTS SHALL BE BURIED UNDER CONCRETE OR PAVED SURFACES MEASURED FROM SURFACE LEVEL TO THE TOP OF THE BARREL OF THE DUCT SHALL BE 450mm WHEN LOCATED IN A FOOTWAY OR 750mm WHEN LOCATED IN A CARRIAGEWAY.



LEGEND:

	2 NO. NEW 150mm ESB DUCT
	EXISTING ESB DUCT
	1 NO. NEW 110mm LV DUCT (OR AS INDICATED)
	1 NO. NEW 110mm DUCT FOR COMMUNICATIONS (OR AS INDICATED)
	2 NO. NEW 110mm DUCTS FOR COMMUNICATIONS (OR AS INDICATED)



TYPICAL SITE SERVICES SHOWING SEPERATION DETAILS
N.T.S.

General Notes
 A. DO NOT SCALE FROM THIS DRAWING- WORK ONLY FROM FIGURED DIMENSIONS.
 B. ALL ERRORS & OMISSIONS TO BE REPORTED TO THE CONSULTING ENGINEER
 C. THIS DRAWING IS TO BE READ IN CONJUNCTION WITH ARCHITECTS AND STRUCTURAL ENGINEER'S DRAWINGS.
 D. REFER TO DOCUMENT REGISTER FOR DESCRIPTION OF STATUS CODES.

Rev	Status	Date	Description	D.E.
C01	A3	JUL '24	SUITABLE FOR PLANNING	R.R

Client
DUBLIN PORT COMPANY

Project Title
**MARITIME VILLAGE:
ELECTRICAL SITE SERVICES LAYOUT
LV & ELV DUCTING**

Dublin 01 4872300
Cork 021 2375080
Roscommon 090 6602380
Website www.varming.ie

Engineers Ireland
MEMBER

IHEEM
MEMBER

Engineering for the Future

Revision
C01

Status
A3

Date
OCT'23

Checked By
D.W

Drawn By
R.R

Scale
1:500 @A1

Project Drawing Reference
22742-VCE-ZZ-00-DR-E-1000

Varming Consulting Engineers Ltd.

Project Number
22742

Project Title
**MARITIME VILLAGE:
ELECTRICAL SITE SERVICES LAYOUT
LV & ELV DUCTING**

Project Location
DUBLIN

Project Date
OCT'23

Project Status
A3

Project Scale
1:500 @A1

Project Drawing Reference
22742-VCE-ZZ-00-DR-E-1000

Project Number
22742

Project Title
**MARITIME VILLAGE:
ELECTRICAL SITE SERVICES LAYOUT
LV & ELV DUCTING**

Project Location
DUBLIN

Project Date
OCT'23

Project Status
A3

Project Scale
1:500 @A1