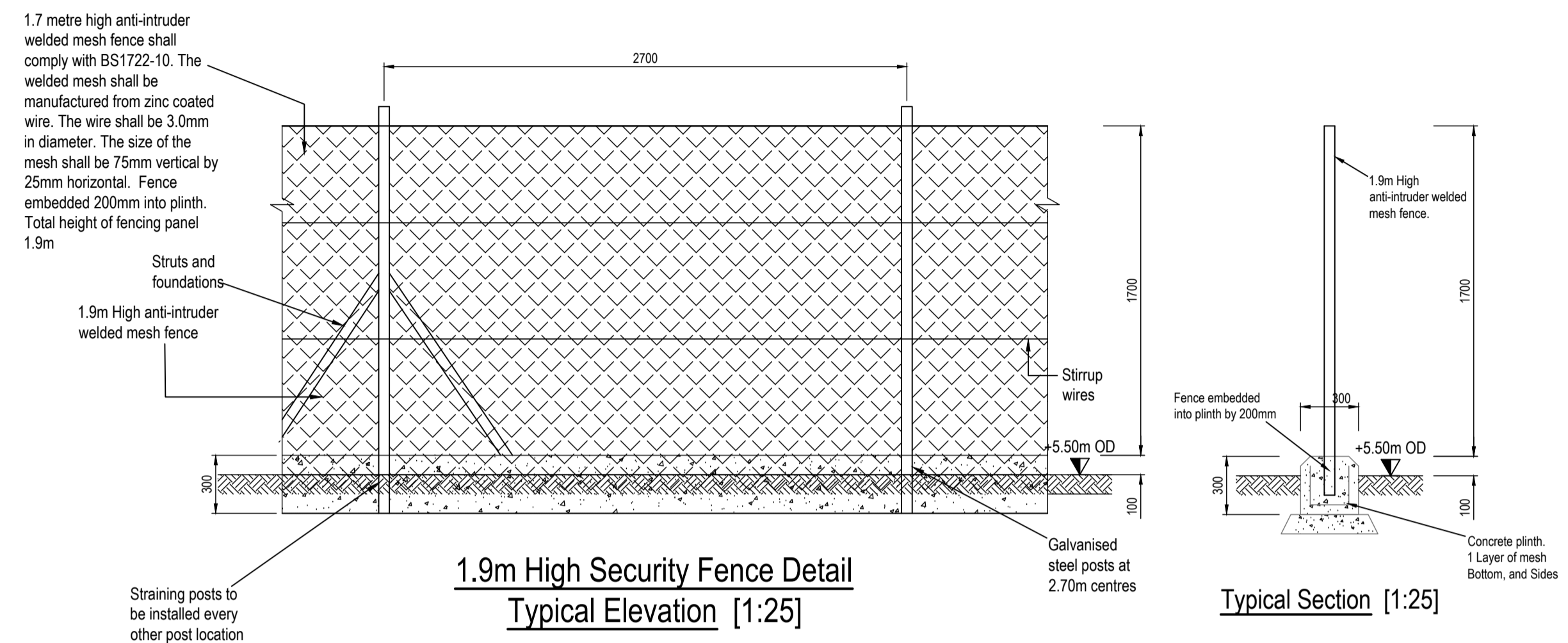


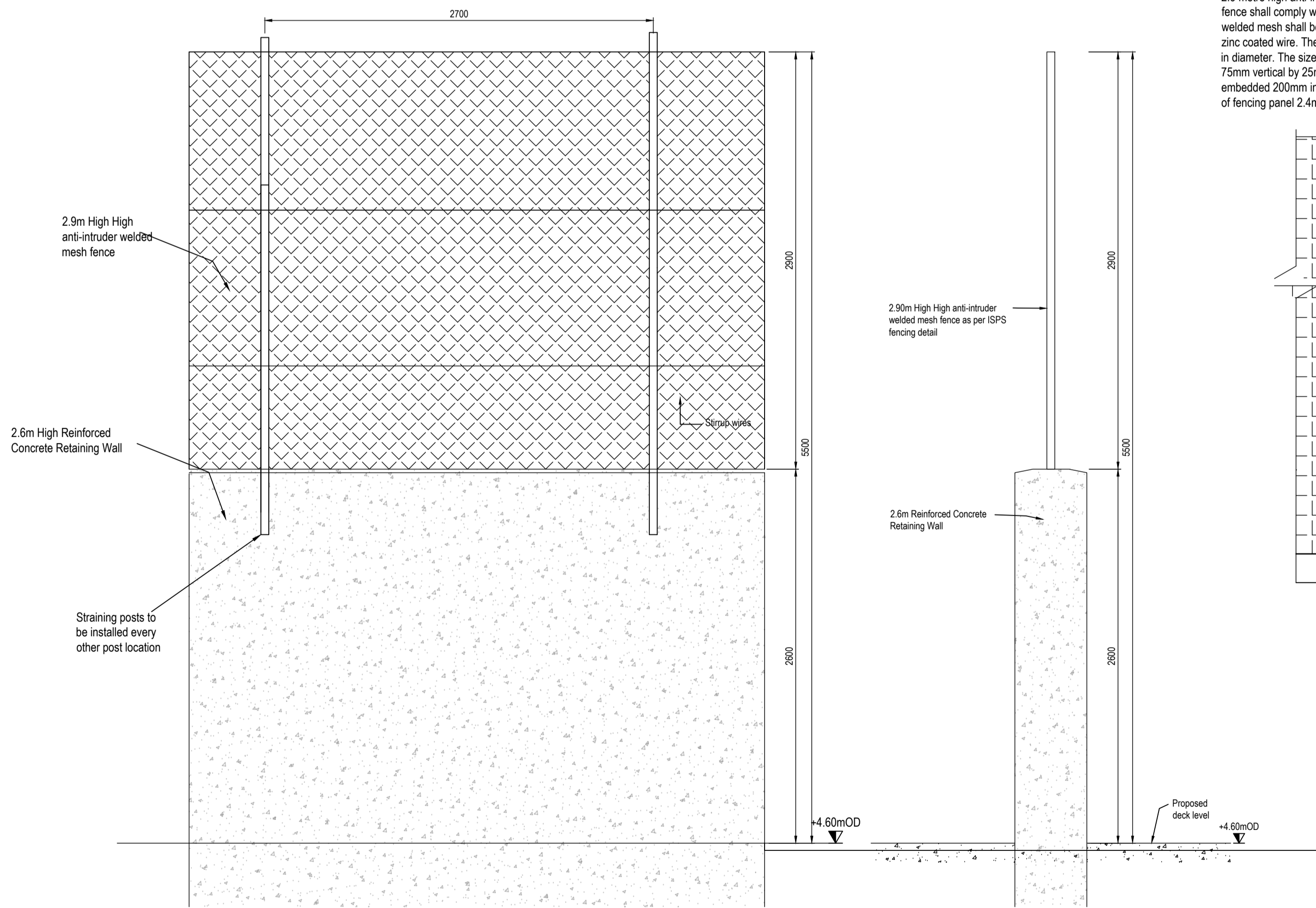
**2.9m High ISPS Security Fence Detail  
Typical Elevation [1:25]**

**Typical Section [1:25]**



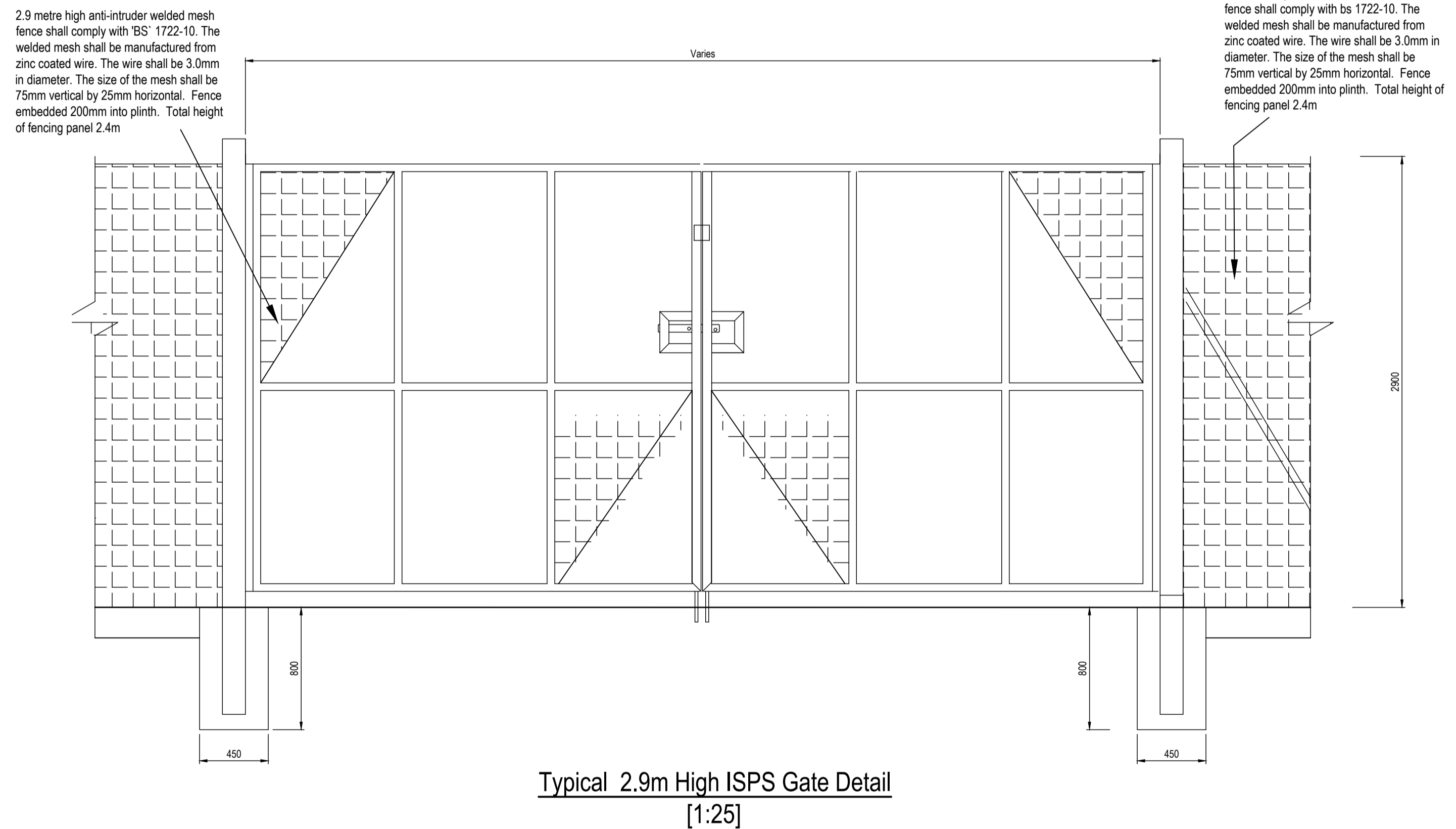
**1.9m High Security Fence Detail  
Typical Elevation [1:25]**

**Typical Section [1:25]**



**2.9m ISPS Fencing atop 2.6m High  
Retaining wall of Reinforced  
Concrete Detail  
Typical Elevation [1:25]**

**2.9m ISPS Fencing atop 2.6m high  
Retaining Wall of Reinforced  
Concrete Typical Section [1:25]**



**Typical 2.9m High ISPS Gate Detail  
[1:25]**

**NOTES**

1. Verifying Dimensions.  
Dimensions shall be verified against such other drawings or site conditions as pertain to this part of the work.
2. Existing Services.  
Any information concerning the location of existing services indicated on this drawing is intended for general guidance only.
3. Datum.

P02	Revised for Planning Issue	M.H.	28/06/2024
rev	amendments	check	date

**rps** Elmwood House  
74 Boucher Road  
Belfast  
BT12 6RZ  
T +44 (0) 28 90 667914  
F +44 (0) 28 90 668286  
W www.rpsgroup.com/ireland  
E ireland@rpsgroup.com

Client  
**COMHLACHT CHALAFORT  
ATHA CLIATH  
DUBLIN PORT COMPANY**

Project  
**3FMProject** Bridging  
Dublin Port  
To 2040

Title  
**Ro-Ro Terminal Yard (Area O)  
Proposed Security Fencing Details**

Project Number	Sheet Size	Drawing Scale
IBM0842	A1	1:25

Drawing Number  
CP1901-3FM-RPS-S45-07-DR-C-0705

Drawn By	Status	Revision
M.H.	S4	P02

Checked By	Approved By	Date
B.M.	M.McC.	26/02/2024