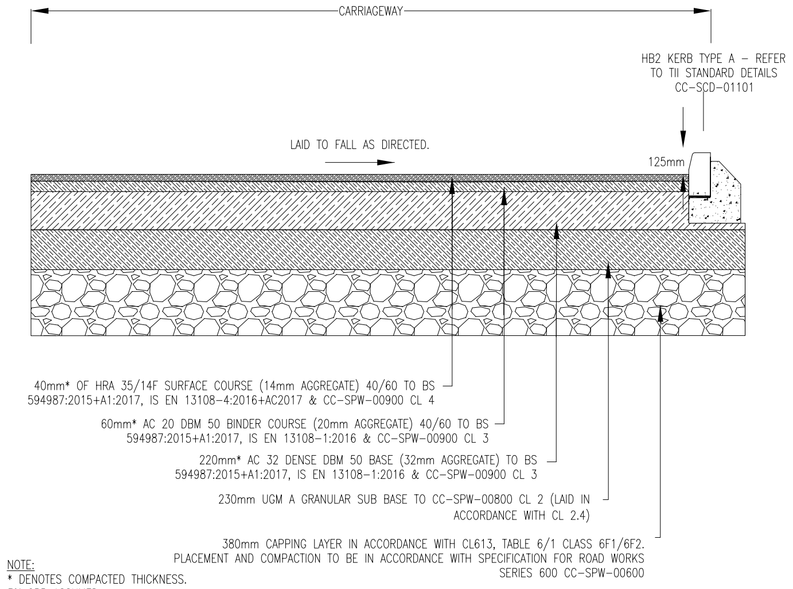

NOTE:
* DENOTES COMPACTED THICKNESS.
3% CBR ASSUMED

PROPOSED CARRIAGEWAY CONSTRUCTION
(AREA N ACCESS ROAD)
DETAIL I
Scale 1:25

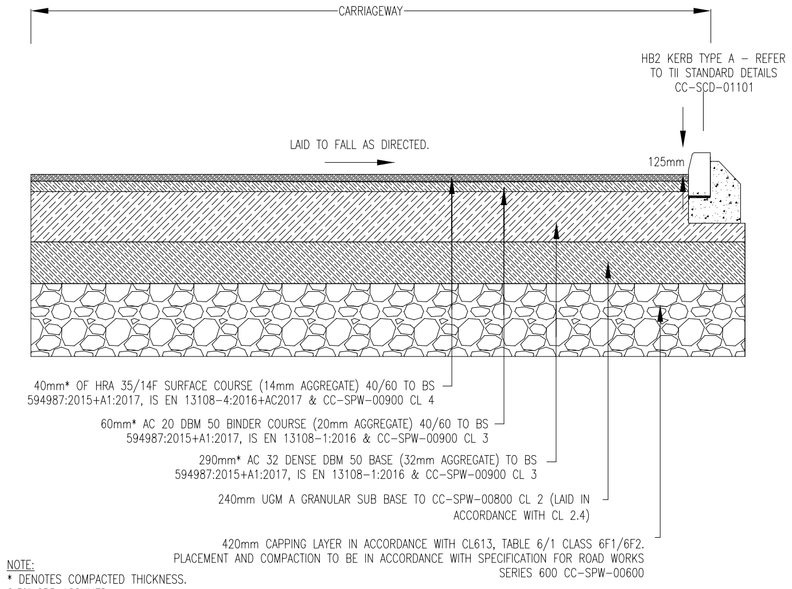

NOTE:
* DENOTES COMPACTED THICKNESS.
2.5% CBR ASSUMED

PROPOSED CARRIAGEWAY CONSTRUCTION
(BERTH 18 ACCESS ROAD)
DETAIL J
Scale 1:25

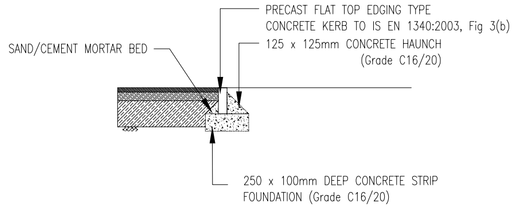

NOTE

1. KERB LAID AND BEDDED IN ACCORDANCE WITH IS EN 1340:2003 AND CC-SPW-01100
2. 3mm–6mm WIDE MORTARED JOINT BETWEEN ADJACENT KERB UNITS 3:1 SAND/CEMENT MORTAR.
3. UPSTAND: FLUSH

DETAIL K:
PRECAST EDGING EK DETAIL

NOTES

1. Verifying Dimensions.
   The contractor shall verify dimensions against such other drawings or site conditions as pertain to this part of the work.
2. Existing Services.
   Any information concerning the location of existing services indicated on this drawing is intended for general guidance only. It shall be the responsibility of the contractor to determine and verify the exact horizontal and vertical alignment of all cables, pipes, etc. (both underground and overhead) before work commences.
3. Issue of Drawings.
   Hard copies, dwf and pdf will form a controlled issue of the drawing. All other formats (dwg, dxf etc.) are deemed to be an uncontrolled issue and any work carried out based on these files is at the recipients own risk. RPS will not accept any responsibility for any errors arising from the use of these files, either by human error by the recipient, listing of un-dimensioned measurements, compatibility issues with the recipient's software, and any errors arising when these files are used to aid the recipients drawing production, or setting out on site.
4. Datum. ITM
5. Notes

The make-ups shown may be subject to revision at detailed design stage based on actual CBRs encountered at site specific locations.

rev	amendments	check	date

Elmwood House
74 Boucher Road
Belfast
BT12 6RZ
T +44 (0) 28 90 667914
F +44 (0) 28 90 668286
W www.rpsgroup.com/ireland
E ireland@rpsgroup.com

Client
COMHLACHT CHALAFORT ÁTHA CLIATH
DUBLIN PORT COMPANY

Project
3FMProject Bringing Dublin Port To 2040

Title
Roads & Footways (Southern & SPAR)
Proposed Construction Details
Sheet 2

Project Number	Sheet Size	Drawing Scale
IBH0796	A1	As Shown

Drawing Number
CP1901_3FM-RPS_S26-HGN-XX-DR-C-100-0002

Drawn By	Status	Revision
JG	S4	-

Checked By	Approved By	Date
PN	CDo	Dec 2022