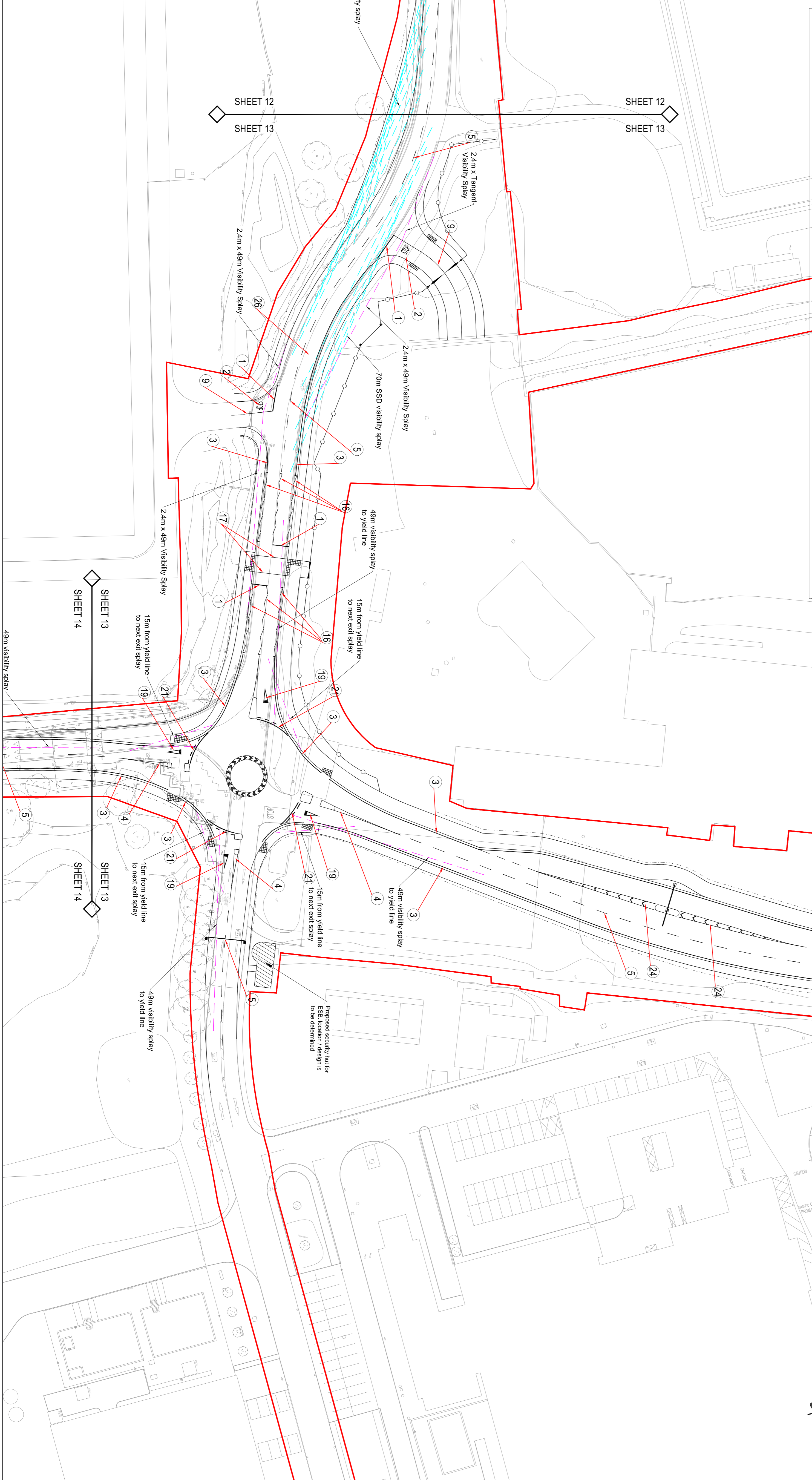
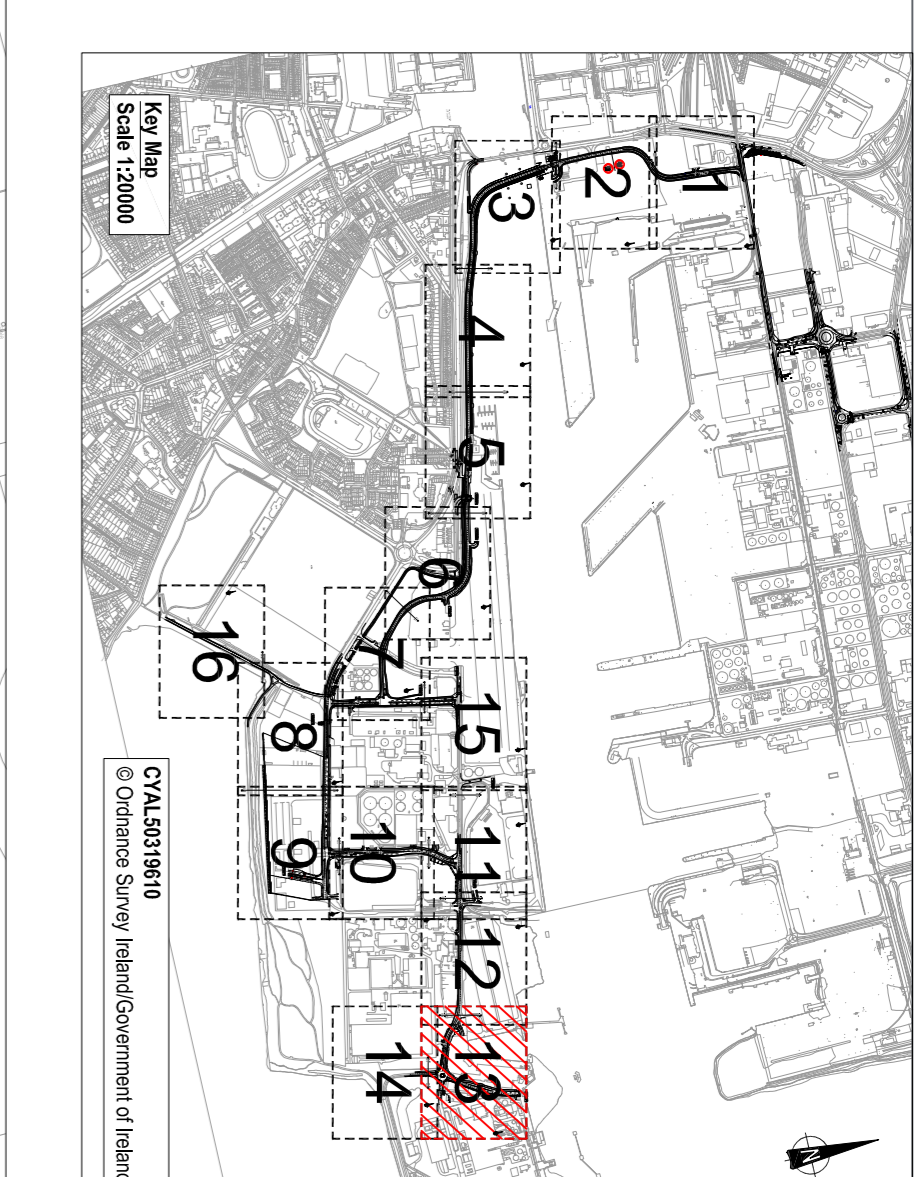


- KEY TO ROAD MARKINGS**
- Road markings shall comply with the 'Traffic Signs Manual Chapter 7 (Republic of Ireland)' and subsequent amending regulations. Diagram numbers are referred to this document. Road markings shall be in thermoplastic, scribed with applied solid glass beads.
- The removal of all superseeded road markings within the site boundary shall be carried out to the satisfaction of the engineer. All road markings are subject to the approval of a representative of National Roads Authority at the time of application.
- Road Markings:**
1. Stop Line - 200mm wide continuous line; Colour: white.
 2. DKS&AM M 14:- Worned STOP marking - 1600mm high; Colour: white.
 3. DKS&AM RRM 027:- Edge of carriageway Line - 150mm wide continuous line; Colour: white.
 4. DKS&AM RRM 021:- Figure 7.16 Hatched Marking - 2 no. 100mm continuous boundary lines, 150mm hatching lines spaced at 3000mm apart; Colour: white.
 5. DKS&AM RRM 020B:- Centre Line - 100mm wide line; 3000mm long mark, 3000mm long gap; Colour: white.
 6. DKS&AM RRM 020C:- Hazard Warning Line - 100mm wide line; 3000mm long mark, 1000mm long gap; Colour: white.
 7. DKS&AM RRM 003A:- Centre Line for vehicle proceeding in the same direction - 100mm wide line; 4000mm long mark, 8000mm long gap; Colour: white.
 8. DKS&AM RRM 003B:- Centre Line for vehicle proceeding in the same direction on approach to junction/roundabout - 100mm wide line; 2000mm long mark, 2000mm long gap; Colour: white.
 9. DKS&AM RRM 001:- Centre Line - 100mm Continuous single line; Colour: White.
 10. DKS&AM M 02:- Bifurcation Arrow - 6000mm Long Arrow; Colour: white.
 11. DKS&AM RRM 005:- Lane direction arrow (left) - 3600mm long arrow; Colour: White.
 12. DKS&AM RRM 005:- Lane direction arrow (right) - 3600mm long arrow; Colour: White.
 13. DKS&AM RRM 004:- Lane direction arrow (Straight) - 3600mm long arrow; Colour: White.
 14. DKS&AM M 12:- Lane direction arrow (Straight and Left) - 3600mm long arrow; Colour: White.
 15. DKS&AM M 12S:- Lane direction arrow (Straight and Right) - 3600mm long arrow; Colour: White.
 16. DKS&AM RRC 02:- 2 no. 200mm long - 2 no. 100mm continuous wide lines, 2000mm long - 2 no. 100mm continuous wide lines, 2000mm long. Markings terminate from the crossing. Terminal Line. Markings long by 200mm wide, shall be provided.
 17. DKS&AM M 131:- Pedestrian crossing Line, 2 no. 100mm Continuous single line; Colour: White.
 18. DKS&AM RRM 020C:- Yellow bar markings. Extends across the full width of the carriageway at a road junction; 200mm wide boundary; 150mm wide inner hatching; 2000mm spacing.
 19. DKS&AM M 115:- Triangular yield markings - 1250mm wide x 3750mm long; Colour: white.
 20. DKS&AM RRM 019:- Yield Line - 1 No. 200mm wide line; 1000mm long mark, 1000mm long gap; Colour: white.
 21. DKS&AM RRM 019:- No Entry Line - 1 No. 200mm wide, continuous line at junction and 1 broken line 200mm wide, 1000mm long strip, 1000mm gap with 500mm between the two lines; Colour: white.
 22. DKS&AM RRM 023:- Cycle Centre Line - 100mm wide line; 750mm long mark, 750mm long gap; Colour: white.
 23. DKS&AM M 116:- Cycle symbol - 1 No. 2750mm high x 1700mm wide symbol; Colour: white.
 24. DKS&AM RRM 021:- Figure 7.16 Chevron Hatched Marking - 2 no. 100mm continuous boundary lines, 200mm hatching lines spaced at 3000mm apart; Colour: white.
 25. DKS&AM RRM 022:- Cycle Edge Line - 100mm wide continuous line; Colour: white.
 26. Stainless steel studs - 100mm x 100mm Stainless steel studs at 1000mm centres (to demarcate areas on the abandoned Great South Wall).
 27. DKS&AM RRM 008:- Parking Restrictions (Double Yellow Line) - 2 no. 100mm wide continuous lines, spaced at 100mm apart; Colour: yellow.
 28. DKS&AM M 112:- Traffic Calming 2 Triangle - 275mm wide triangle from base of hump or cushion; max length of 1850mm; Colour: white.




Please refer to Area 14 drawing pack for information relating to proposed layout beyond extents shown



NOTES

1. Varying Dimensions: The contractor shall verify dimensions against such other drawings or site conditions as pertain to this part of the work.
2. Existing Services: Any information concerning the location of existing services indicated on this drawing is intended for general guidance only. It shall be the responsibility of the contractor to determine and verify the exact horizontal and vertical alignment of all cables, pipes, etc. (both underground and overhead) before work commences.
3. Issue of Drawings: Hard copies, DWG and PDF will form a controlled issue of the drawing. All other formats (img, dxf etc.) are deemed to be an uncontrolled issue and are not to be used for construction. The contractor shall be responsible for any errors arising from the use of these files, either by themselves or by any subcontractors. The contractor shall be responsible for any errors arising from the use of unapproved software, and any errors arising when these files are used to aid the recipient's drawing production, or setting out on site.
4. OS Map Sheet No: 3198-13, 3198-14, 3198-15, 3198-18, 3198-19, 3198-20, 3198-23, 3198-24, 3198-25, 3264-03, 3264-04, 3264-05, 3264-06, 3264-09, 3264-10, 3264-13, 3264-14, 3264-15, 3264-18, 3264-19, 3264-20, 3199-11, 3199-12, 3199-13, 3199-14, 3199-15, 3199-16, 3199-17, 3199-18, 3199-19, 3199-21, 3199-22, 3199-23, 3199-24, 3265-01, 3265-02, 3265-03, 3265-04, 3265-05, 3265-07, 3265-08, 3265-09, 3265-10, 3265-11, 3265-12, 3265-16
5. Datum: T.M



Rev	amendments	date	check	date
P02	Revised for planning submission	23/06/24	JF	
P01	Updated for RSA	Aug 23	PN	

Client
CONHLACHT CHALAFORT
ATHA CLATH
DUBLIN PORT COMPANY

Project
3FMProject
 Roads & Footways (Southern & SPAR) - Proposed Road Markings and Visibility Sheet 13

Project Number IBH40796
Sheet Size A1
Drawing Scale 1:500

Drawing Number CP1901_3FM-RPS_S26-HMK-XX-DR-FE-100-0013

Drawn By	DM1	Status	S4	Revision	P02
Checked By	PN	Approved By	CDO	Date	May 2023

Client
RPS
 Elmwood House
 74 Boulder Road
 Belfast
 BT12 8XZ
 T +44 (0) 28 90 667914
 F +44 (0) 28 90 662285
 W www.rpsgroup.com/ireland
 E ireland@rpsgroup.com