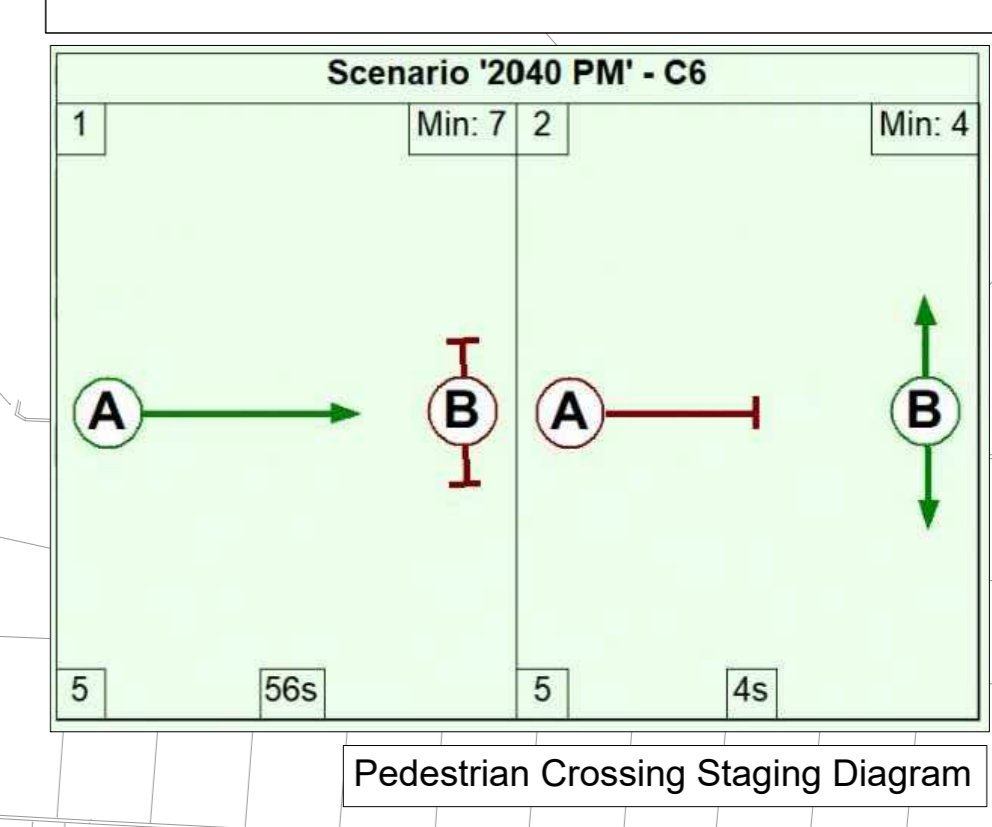
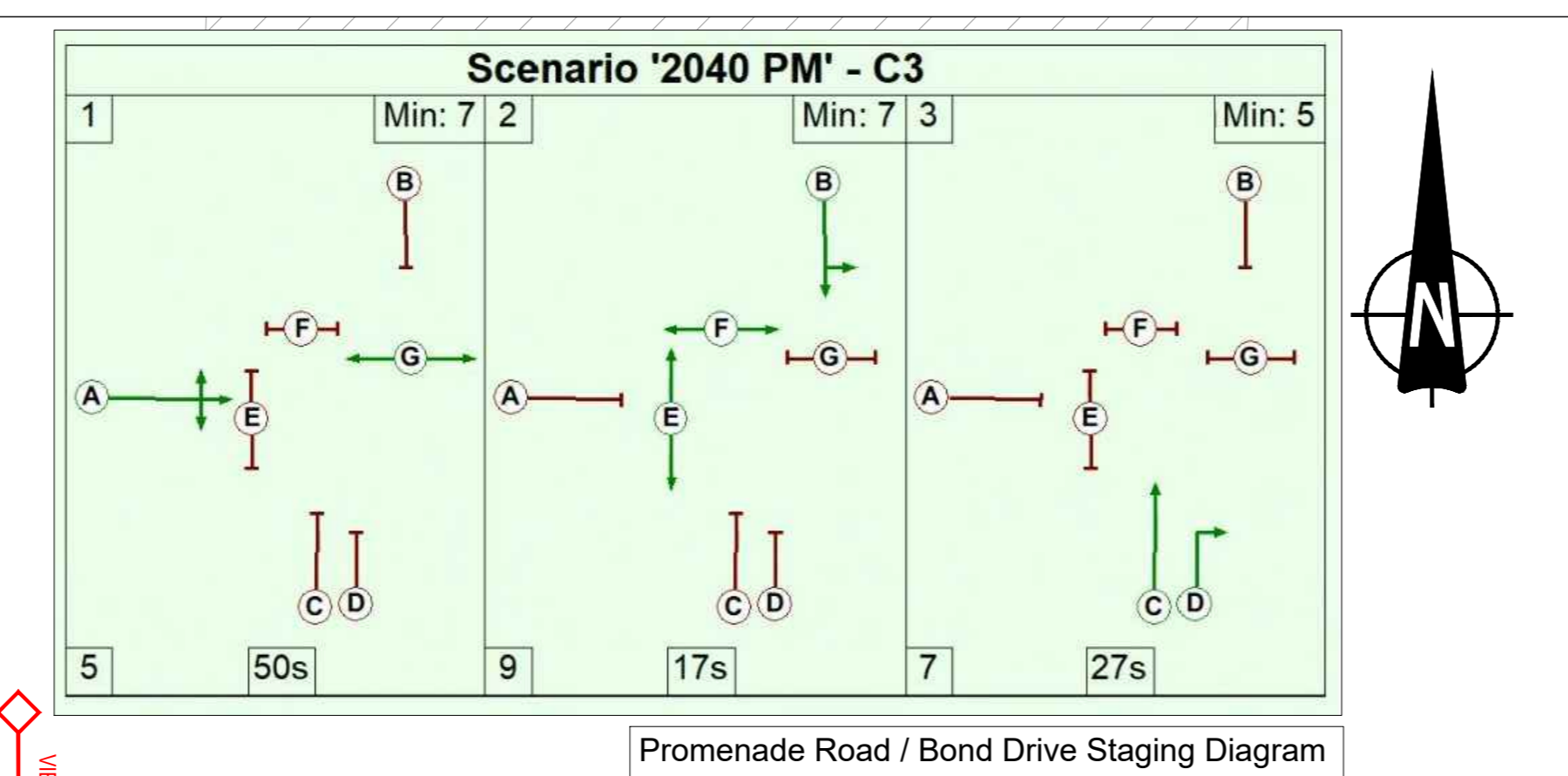
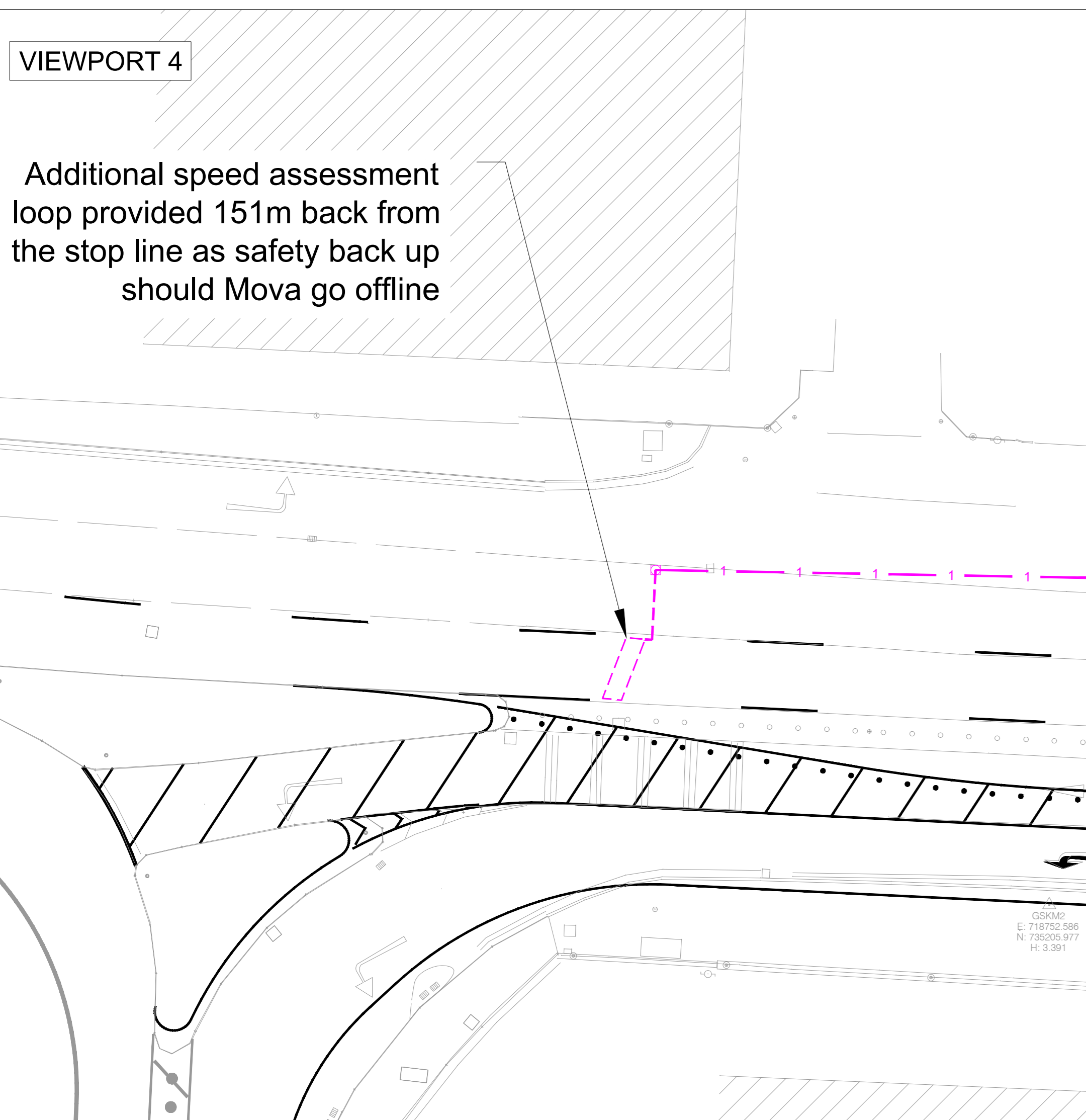



Proposed Primary and Secondary Controllers



Pedestrian Crossing Staging Diagram



- NOTES CONTINUED:
- Verifying Dimensions. The contractor shall verify dimensions against other drawings or site conditions as pertain to the part of the work.
 - Existing Services. Any information concerning the location of existing services indicated on this drawing is intended for general guidance only. It shall be the responsibility of the contractor to determine and verify the exact horizontal and vertical alignment of all cables, pipes, etc. (both underground and overhead) before work commences.
 - Issue of Drawings. Hard copies, pdf and pdf will form a controlled issue of the drawing. All other formats (img, etc) are deemed to be an uncontrolled issue and any work carried out based on these files is at the recipient's own risk. RPS will not accept any responsibility for any errors arising from the use of these files, either by human error by the recipient, listing of un-dimensioned measurements, compatibility issues with the recipient's software, and any errors arising when these files are used to aid the recipient drawing production, or setting out on site.
 - OS Map Sheet No. 3198-13, 3198-14, 3198-15, 3198-16, 3198-17, 3198-18, 3198-19, 3198-20, 3198-21, 3198-22, 3198-23, 3198-24, 3198-25, 3264-03, 3264-04, 3264-05, 3264-06, 3264-07, 3264-08, 3264-09, 3264-10, 3264-11, 3264-12, 3264-13, 3264-14, 3264-15, 3264-16, 3264-17, 3264-18, 3264-19, 3264-20, 3199-11, 3199-12, 3199-13, 3199-14, 3199-15, 3199-16, 3199-17, 3199-18, 3199-19, 3199-20, 3199-21, 3199-22, 3199-23, 3199-24, 3265-01, 3265-02, 3265-03, 3265-04, 3265-05, 3265-06, 3265-07, 3265-08, 3265-09, 3265-10, 3265-11, 3265-12, 3265-13.
 - Datum: ITM

- Existing survey
Proposed layout
Proposed Safety barrier
Proposed Terminal
Proposed VCB
- SIGNALS KEY
- 4.3m signal pole
 - 2.0m stub pole with welded top cap
 - VEHICLE SIGNAL HEADS
 - RAG fitted with primary hoods
 - RAG fitted with secondary hoods
 - Fitted with right green arrow
 - Fitted with ahead / left green arrow
 - Combined Toucan near sided indicator with push button indicator
 - Tactile device
 - Nearside push button wait indicator
 - ELV Traffic signal controller
 - Electricity Supply Pillar ("Haldos")
 - Photo cell
 - MOVA detection
 - Stag line detection
 - Speed assessment loop
 - Kerb side detector
 - On crossing detector
 - Signal pole and RS115 NAL retention socket
 - 1 No. Polyethylene 50mm duct
 - 1 No. Twin Wall Polyethylene 100mm duct
 - 6 No. Twin Wall Polyethylene 100mm duct
 - NAL STAKKABOX 600mm x 600mm, Twin walled access chambers, composite covers to BS125
 - NAL STAKKABOX 600mm x 450mm, Twin walled access chambers, composite covers to BS125
 - NAL STAKKABOX 450mm x 450mm, Twin walled access chambers, composite covers to BS125
 - NAL STAKKABOX 300mm x 300mm, Twin walled access chambers, composite covers to BS125
 - Red tactile paving at signal controlled crossing.

rev	amendments	check	date

Elmwood House
 74 Boulder Road
 Belfast
 BT1 5JZ

Client: **COMHLACHT CHALAFORT ATHA CLIAITH DUBLIN PORT COMPANY**

Project: **3FMProject**

Title: **Roads & Footways (Northern) - Proposed Signal Junction - Promenade Road and Bond Drive**

Project Number	Sheet Size	Drawing Scale
IBH0796	A0	1:200

Drawing Number: CP1901_3FM-RPS_S26-HML-SJ8-DR-HE-1200-00001

Drawn By	Status	Revision
SMcC	S4	-

Checked By	Approved By	Date
JG	CD	24.04.2024